

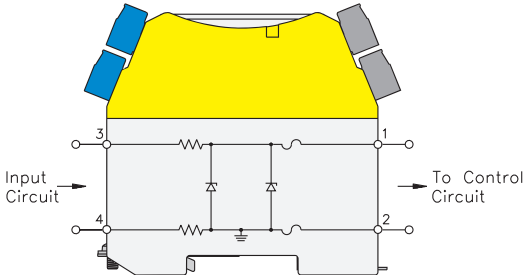
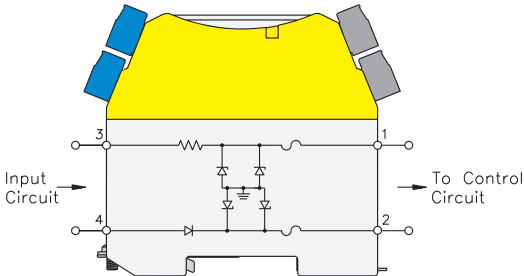
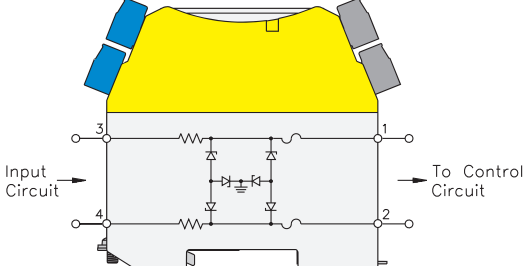
TURCK

MZB Series

Single Channel							
Part Number	ID Number	Channel	Max. End-To-End Resistance (Ω)	V_{WKG} @10 μ A (V)	V_{MAX} (V)	Fuse Rating (mA)	Drawing #
MZB10P	K1053	1	75	6.0	7.0	50	1
MZB15P	K1054	1	119	12.0	13.1	100	1
MZB15PX	K1055	1	64	12.6	13.7	100	1
MZB28P	K1056	1	333	25.9	26.5	50	1
MZB28PX	K1057	1	252	24.9	25.9	100	1
MZB29PX	K1058	1	184	24.9	25.9	100	1

2 Channel							
Part Number	ID Number	Channel	Max end-to-end Resistance	V (working) @ 10 μ A	V (max)	Fuse Rating (mA)	Drawing #
MZB87P	K1075	1	300	26.6	27.2	50	2
		2	0.9 V + 26 Ω	26.6	27.2	50	
MZB87PX	K1076	1	253	26.4	27.2	80	2
		2	0.9 V + 21 Ω	26.4	27.2	80	

2 Channel							
Part Number	ID Number	Channel	Max. End-To-End Resistance (Ω)	V_{WKG} @10 μ A (V)	V_{MAX} (V)	Fuse Rating (mA)	Drawing #
MZB60A	K1066	1	75	6.0	6.7	50	3
		2	75	6.0	6.7	50	
MZB65A	K1070	1	124	12.0	12.5	50	3
		2	124	12.0	12.5	50	

<p>Drawing #1</p> 	<p>These are Single Channel, Grounded (-) return, devices. These devices are available in several options dependent on the voltage and current requirements of the field circuit .</p>
<p>Drawing #2</p> 	<p>These are 2 channel diode return devices designed for use with 2-wire analog transmitters or common grounded analog output circuits. The diode return leg provides a path for the return current in one direction only. The 2 channels provide a floating circuit that is free from ground.</p>
<p>Drawing #3</p> 	<p>These are 2 channel, double dual polarity devices. These devices are available with options that are dependent on the voltage and current requirements of the field circuit. These devices are designed to be used for AC +/- voltage sources and can be used with 2 independent field circuits. These circuits are also known as STAR connected circuits.</p>